



Resistance Sensors (Single Probe)

05SLA and 05SLB Series

FEATURES

- Solid state sensing circuitry
- Single probe level detection
- User adjustable sensing resistance
- Rugged octal plug-in housing
- Heavy duty internal construction
- 100% functionally tested
-   File #E61377

These controls utilize a single probe input for maintaining a level of liquid. A built-in time delay prevents rapid cycling. They are packaged in a standard octal plug-in housing. The probe and sensing circuit are isolated from line voltage via a transformer. The probe is driven with an AC signal to prevent plating. The output is an electro-mechanical relay rated at 10 A.

Operating Logic: In the Model 05SLA (Pump Down) the output relay is deactivated as long as no liquid is in contact with the probe. As the liquid makes contact with the probe, a time delay is initiated. At the end of the time delay, the output relay is activated until the liquid breaks contact with the probe.

In the Model 05SLB (Pump Up) the output relay is deactivated as long as the liquid is in contact with the probe. As the liquid drops away from the probe, a time delay is initiated. At the end of the time delay, the output relay is activated until the liquid touches the probe again.

If the tank is non-conductive, a second (common) probe must be installed at a level where it will always be submerged.

SPECIFICATIONS

CONTROL TYPE

On/Off Resistance Sensing: Probe resistance above set point activates output relay after a fixed time delay

Time Delay: 5 sec. $\pm 10\%$, other delay times available

Sensing Voltage: 18 VAC, max. RMS

Sensing Current: 2.0 mA, max. RMS

Sensitivity Adjustment: 1K to 250 K ohms $\pm 10\%$ factory set at 100 K ohms $\pm 10\%$

INPUT

Operating Voltage: 24, 120 or 230 VAC $\pm 10\%$

Power Consumption: 1.2 VA max.

Frequency: 50/60 Hz

OUTPUT

Type: Relay contacts, SPDT (1 form C)

Rating: 10 A resistive at 120, 240 VAC; 100 mA at 5 VDC minimum load current

Life:

Mechanical: 5,000,000 cycles

Electrical: 100,000 min. at full load

PROTECTION

Isolation: 1500 VAC between probe and other terminals

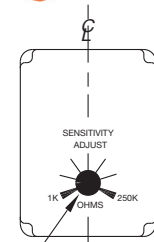
MECHANICAL

Terminations: 8-pin octal plug

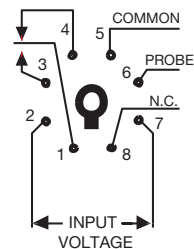
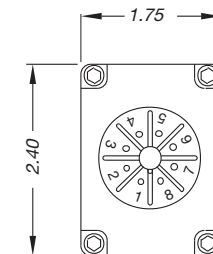

Mounting: Socket mount, part number MSO-0008P-012

ENVIRONMENTAL

Operating Temperature: -23°C to 55°C



SENSITIVITY ADJUST ACCESS COVER



PIN CONFIGURATION

DWG 4787/9/93

ORDERING INFORMATION

LOGIC TYPE	INPUT VOLTAGE	PART NUMBER
05SLA - Pump Down	120 VAC	LNC-05SLA-441
05SLB - Pump Up	120 VAC	LNC-05SLB-441
05SLB - Pump Up	230 VAC	LNC-05SLB-445

ACCESSORY	PART NUMBER
Probe Holder with Ground	LLH-11383-010
Probe, 6" Long, 1/4" Dia., S.S.	LLP-06.00-OSS
Probe, 12" Long, 1/4" Dia., S.S.	LLP-12.00-OSS
Probe, 24" Long, 1/4" Dia., S.S.	LLP-24.00-OSS
Probe Assembly, Plastic Body	LLP-001/2-011
Octal Socket, Back Panel Mount	MSO-0008P-012
Hold Down Strap for Control	ASY-STRAP-7.00L

Consult factory for any special requirements not listed in catalog (minimum order requirement may apply).